



Train Your Dragon Webinar Series: Accessing Integrated Learning and other no-cost training options from Microsoft



General Reminders



Thank you for attending our webinar!



You are on mute and will remain muted throughout the presentation.



If you'd like to ask a question, please submit it in the Q&A box (NOT the chat box) and we will answer some during the presentation and live at the end of the presentation.



This webinar is being recorded. You may view this webinar on-demand and all other 15-minute webinars by the Friday evening following: nuance.com/TrainYourDragon

Today's speaker






Natalie Holtgrefe
Director, Healthcare Retention Marketing
Microsoft

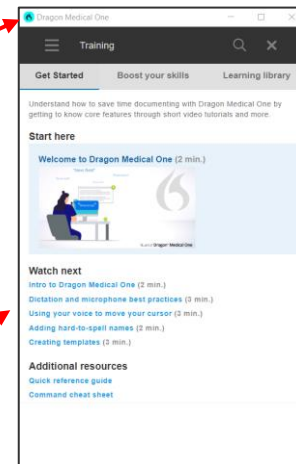
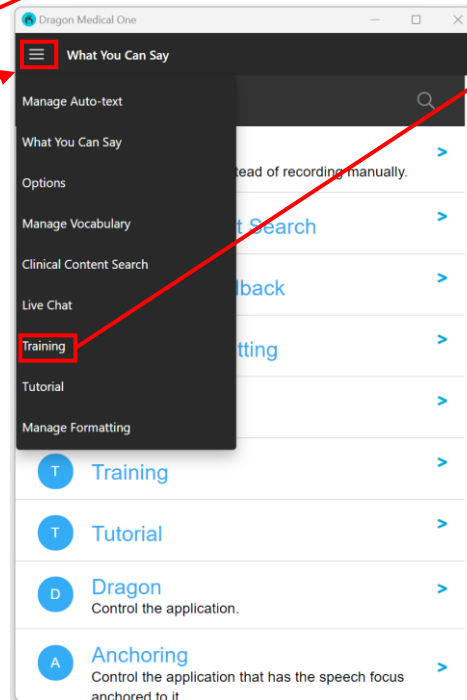
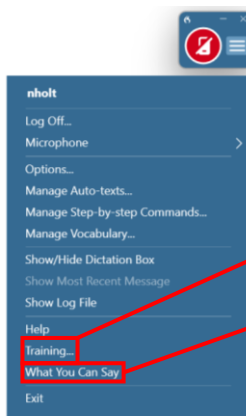
Accessing Integrated Learning and other no-cost training options from Microsoft

Integrated Learning Training Platform

Integrated Learning is a **training platform built directly in Dragon Medical One**. This provides a myriad of short training videos, resource guides, on-demand webinars, and other training materials.

There are three ways to access:

1. With Dragon Medical One open, dictate the voice command, **“Open training.”**
2. Tap the  on the DragonBar and navigate to **“Training...”**
3. Tap the  on the DragonBar, navigate to **What You Can Say**. On the What You Can Say menu, tap the , then tap **Training**.



In the Integrated Learning Training Platform, there are three training sections:

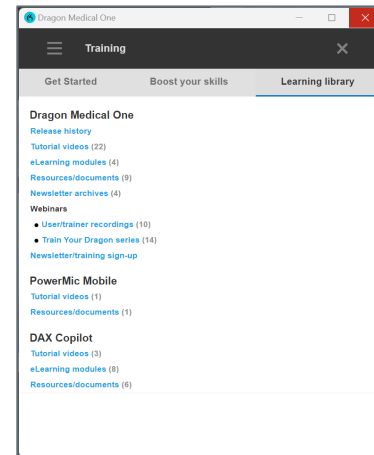
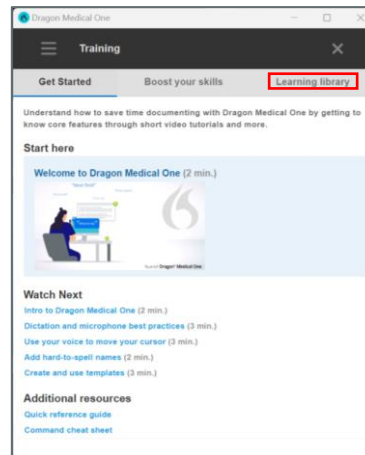
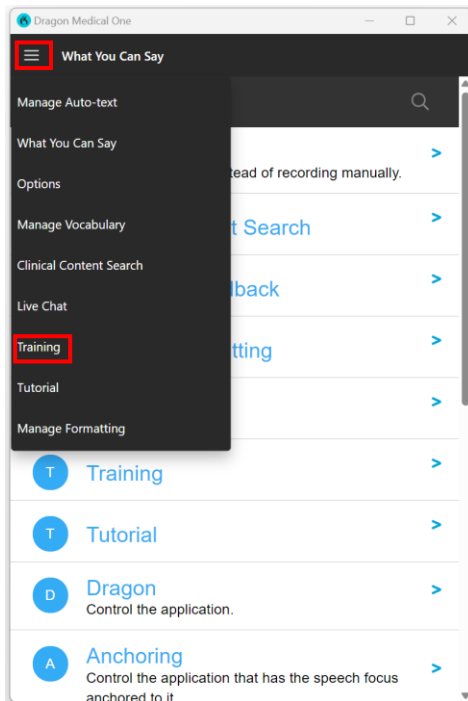
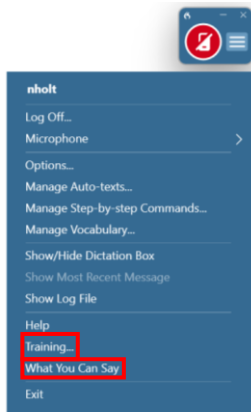
1. Get Started (for beginners)
2. Boost your skills (to learn more in Dragon Medical One and deepen understanding)
3. Learning Library (contains all materials, searchable).

The Dragon Medical One Resource hub has moved!

Now in Dragon Medical One for users/trainers and Nuance University for administrators

For users/trainers with access to Dragon Medical One:

- Dictate “open training” or go to the hamburger menu > Training or hamburger menu > What You Can Say > hamburger menu > Training
- Navigate to the Learning Library



For administrators without access to Dragon Medical One:

- Go to: nuance.com/DMOAdmin
- Fill out the form and within a week you will receive a username/password to login to the hub

New Dragon Medical One Infohub

The DMO infohub is replacing the resource hub. This infohub gives you access to all future educational and training opportunities and directions to access the resource hub in DMO or Nuance University.

- nuance.com/DMOhub
- Informational video on how to access training in DMO
- Information to reach the revamped resource hubs
- Educational and training opportunity sign ups
 - Quarterly newsletter
 - Quarterly education series (webinars)
 - Train your dragon webinar series
 - Essentials training
 - Any other future opportunities
- Welcome video
- Customer testimonials

- Questions or comments? Email GoDMO@microsoft.com

Dragon Medical One Infohub
 Dragon Medical One resource and training materials have moved

For easier access and even less clicks, where moved the Dragon Medical One resource hub into the general hub opportunities and the training center for those that do not have access to Dragon Medical One (administrators)

Discover what's new with Dragon Medical One

The Dragon Medical One Resource Hub has moved

Due to an overwhelming demand for Dragon Medical One materials to be in the application instead of a personal website, we have moved all getting started resources, video tutorials, and webinars into Dragon Medical One for users and trainers who have access to the application, and into Nuance University for administrators without access to the application.

Users and trainers
 For Dragon Medical One users that have access to Dragon Medical One, open Dragon Medical One and create "open training" to be taken by your integrated learning partners where there are no time-lags. Getting started, boost your skills, and learning to do, under the "open training" you will find all materials from the Resource Hub.

Administrators
 An administrator [clicks here](#) to request a sign to Nuance University where you can access all the same materials that were found on the Resource Hub and are now in Dragon Medical One.

In the future, when we have new resources, videos, or webinars, we will send them into Dragon Medical One and Nuance University for you to always have access to what you need.

Educational and training opportunities

Optimizing Dragon Medical One in a Cerner EHR webinar
 On-demand
 Are you a Dragon Medical One user or trainer? Are you using Dragon Medical One in a Cerner EHR? Do you want to learn how to increase accuracy and efficiency so you can shorten your workflow by decreasing documentation time?
 Then watch our on-demand 45-minute webinar. Guesting Dragon Medical One in a Cerner EHR, where Dr. Scott Edlowitz, Chief Medical Information Officer and Family Physician at Beacon Health, along with Matt Guthrie, Sr. Adoption Specialist at Microsoft/Nuance, demonstrate and discuss the following:
 — Increasing accuracy
 — Adapting, efficiency, and use of commands
 — Dragon Medical One demonstration in Cerner
 — Voice activating documentation tools
 — Various types of commands to optimize workflow
 — PowerMic and PowerMic Mobile button configurations

Optimizing Dragon Medical One in Epic Hyperdrive webinar
 On-demand
 Are you a Dragon Medical One user? Do you use Dragon Medical One in Epic Hyperdrive? If so, watch this on-demand webinar to learn how to optimize Dragon Medical One in Epic Hyperdrive.
 During this webinar, JM Vore, DO, FAAP, MSH, Chief Medical Information Officer and Family Physician at Summit Health, and Andrea Janowski, Adoption Specialist at Microsoft/Nuance, cover the following topics:
 — Dragon Medical One no-cost resources
 — Increasing accuracy & saving time
 — Adapting, efficiency, and use of commands
 — Demonstration and keyboard shortcuts in Epic Hyperdrive
 — Step-by-step commands to optimize workflow
 — PowerMic and PowerMic Mobile button configurations
 You must be an Epic customer and sign up via Epic userweb.

Train your Dragon webinar series
 New to Dragon Medical One or want to learn about all the efficiency and time-saving features available? Join our early morning 15-minute webinar sessions to learn to train your Dragon to you can reduce your documentation time by 2 hours per day. These webinars will be available on-demand after they take place.

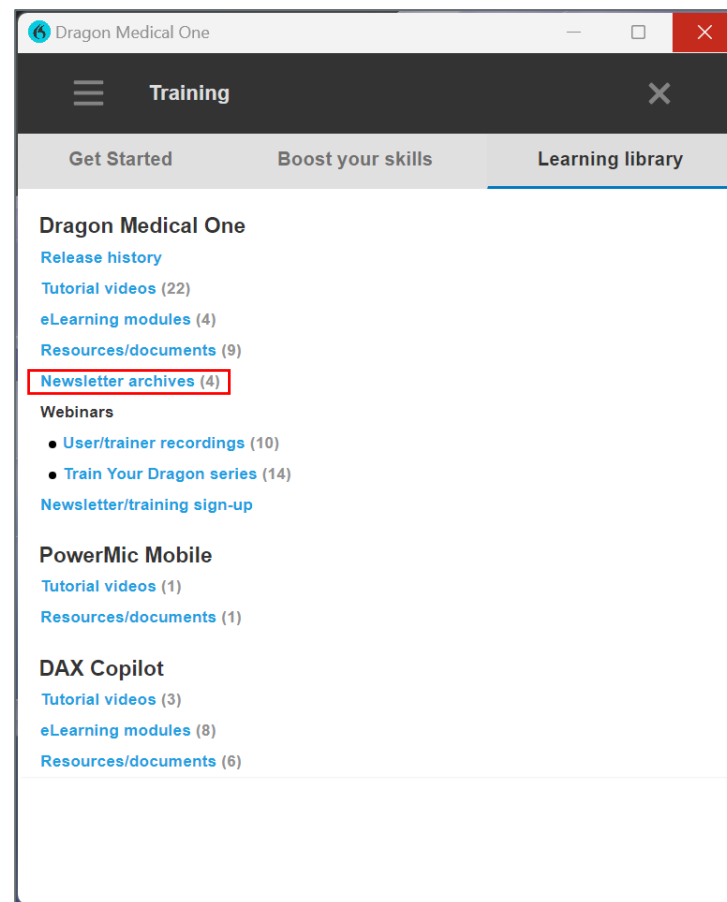
Dragon Medical One quarterly education series
 Register for the ongoing quarterly webinar series to hear about the latest feature enhancements of Dragon Medical One and get refresher training from Nuance subject matter experts.

Quarterly newsletter
 Our quarterly newsletter is packed with partners information for you to document faster and easier. Each newsletter tells you about what's new in Dragon Medical One, spotlight topics, tips and tricks, upcoming webinars, and it's all in a "customer corner" where you can learn about other customer experiences with Dragon Medical One.

Dragon Medical One essentials training
 No-cost, small group training sessions, no matter your role. Tracks include:
 — One with a Dragon Series
 — Provider Power Hour
 — Trainer Talk
 — NMC Lab

Newsletter sign up & archives

- If you were signed up for the resource hub in the past, you are already signed up for the newsletter and do not need to re-register
- If you never signed up for the resource hub and would like to sign up for future newsletters, go to: nuance.com/DMOnewsletter
- See all past newsletters in DMO by dictating “open training,” navigating to the Learning Library and tapping on “Newsletter archives”



Quarterly Education Series

Two quarterly webinar series held every 2nd Wednesday of the quarter

Nuance provides two quarterly webinar sessions held every 2nd Wednesday of every quarter – one geared for users and trainers of DMO and the other geared for DMO administrators. There is typically some overlap in content, but the messaging is tweaked for the audience.

Each session covers:



What's new

The latest feature enhancements in Dragon Medical One



Spotlight topics

Current strategic initiatives in the Provider space



Refresher training

Our most popular feature sets and how to use them. Keep your Dragon Medical One skills current or invite your colleagues who are new to Dragon Medical One.

[Register now](#)

SIGN UP: Tap the “register now” button above, scan the QR code or go to nuance.com/DMOwebinars



Train Your Dragon webinar series

Becoming efficient and saving time with Dragon Medical One

- New series (similar to past series) every other Thursday, February 8th to June 13th at 7am PT/10am ET
- 15-minute webinar sessions
- Anyone who attends all 10 sessions LIVE will receive a DMO Starter Pack (includes 2024 stuffed dragon)
- All 2024 sessions will be on-demand within days on the sign-up page

- Topics:

GETTING STARTED:

- 2/8: Getting started with Dragon Medical One
- 3/7: Dictating and using microphones
- 4/4: Basic commands and making corrections
- 5/2: Adding words and acronyms to your customer vocabulary
- 5/30: Accessing integrated learning and other training options

BOOST YOUR SKILLS:

- 2/22: Creating auto-texts (regularly used blocks of text)
- 3/21: Step-by-step commands
- 4/18: Anchor speech focus (anchoring your cursor)
- 5/16: Windows Commands
- 6/13: Getting help and support



Scan the QR code below or go to nuance.com/TrainYourDragon to register for the sessions you are interested in or view prior sessions on-demand.



No-cost, small-group virtual fundamentals training



We realize that some DMO users, trainers and administrators would prefer a more intimate virtual training setting, as well as the ability to choose the training time/date that works best for them. Join a **DMO Essentials** training pertinent to your role to get the help you need with Dragon Medical One.

Provider Power Hour



During this open-forum style session, Dragon Medical One end-users will learn about Dragon's most time-saving productivity tools such as: navigating applications by voice, creating custom voice commands to perform tasks, and creating shortcuts to insert large blocks of commonly-used content into the patient chart.

Duration: 1 hour / Max class size: 8

Trainer Talk



During this open forum style session, Dragon Medical One trainers and support team members will learn about dictation best practices, Dragon's time saving productivity tools, training advice, and troubleshooting tips.

Duration: 2 hours / Max class size: 8

NMC (Nuance Management Center) Lab



During this customer specific Q&A session, we will review the most important concepts that were covered in the Introduction to the Nuance Management Center (NMC) course. The topics will be customized based on your questions, but overall topics may include:

- NMC structure
- User account creation
- License maintenance
- Distribution of Speech Recognition Tools (Auto-texts, etc.)
- Central Config of DMO end user settings

Duration: 1 hour / Max class size: 8

Chat with a Dragon Expert



During this open forum style session with an Adoption Specialist, attendees will discuss ways the organization can optimize Dragon Medical One adoption and utilization.

- Review NMC Analytics
- NMC Maintenance Best Practices
- Provider Engagement Strategies
- Training Best Practices
- Reengaging Inactive Users
- Site Level Commands

Duration: 1 hour / Max class size: 1

[Register now](#)

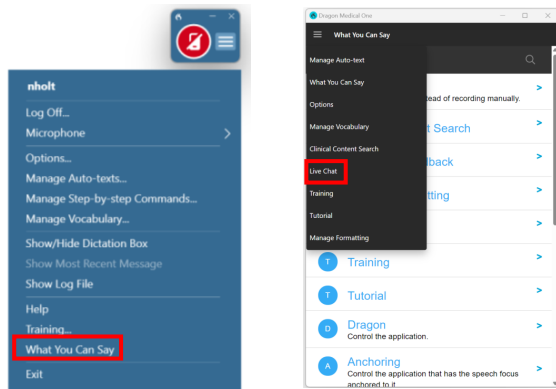
<https://nuance.as.me/DMOEssentials>

Dragon Medical One Live Chat

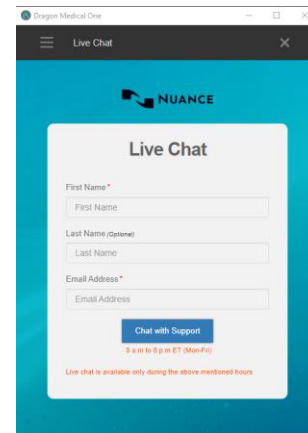
To help those new to Dragon Medical One and limit user disruptions from questions or problems, Nuance is offering instant professional training and support help through **Dragon Medical One Live Chat**.

Accessing Dragon Medical One Live Chat

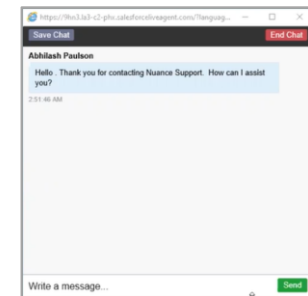
1 With Dragon Medical One running, say **“Open Chat”** to launch the chat window. Alternatively, you can tap the Dragon flame on the DragonBar and select **What You Can Say** from the menu. Tap the hamburger icon and select **Live Chat**.



2 Tap on **Chat with Support** for help with technical, setup or performance issues. Your chat will begin in a separate pop-up window.



3 To end the session, say **“Close Chat”** or tap **End Chat** in the upper right corner of the chat window to close the window and resume dictation.





Questions?